

2023-2024 Student Demographic Survey




In the 2023-2024 school year, approximately 22,727 students were eligible to complete the Student Demographic Survey. 33% or 7,389 Kindergarten – Grade 12 students completed the survey.

Highlights from the data collected through the Student Demographic Survey can be found below. For further details on the data collected, please visit dcdsb.ca/StudentSurveyReport

1.9%

of students identified as having Indigenous ancestry.



69.8%

identified as Christian and/or Catholic.

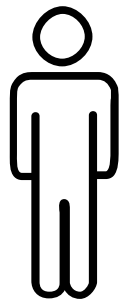
5.9%

identified as having a disability.

29.6% identified as White.


21.4% identified as Black

13.9% identified as Southeast Asian



46.4%

identified as male.



48.4%

identified as female.

72.7% identified as straight/heterosexual.

10% identified as 2SLGBTQ+.

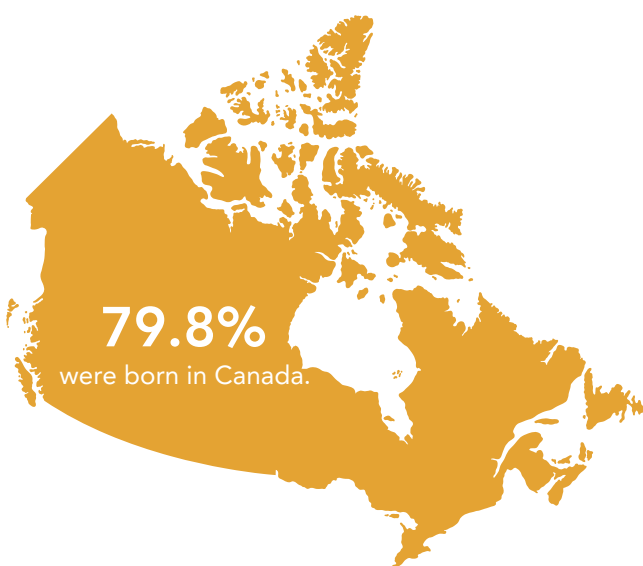
Grade 9-12 students only

Students' Living Situations

Live with two Parents **73.8%**

Live with one Parent **8.3%**

Live with Parent(s) and other adult family members **7.1%**



67.9%

said English was their first language.

18.2%

said they speak more than one language.



Scan for more Information



DURHAM CATHOLIC DISTRICT SCHOOL BOARD
Learning and Living in Faith