

2023-2024 Student Demographic Survey




Student Demographic Survey

In the 2023-2024 school year, approximately 22,727 students were eligible to complete the Student Demographic Survey. 33% or 7,389 Kindergarten – Grade 12 students completed the survey.

Highlights from the data collected through the Student Demographic Survey can be found below.

For further details on the data collected, please visit dcdsb.ca/StudentSurveyReport

1.9%
of students identified as having Indigenous ancestry.



69.8%
identified as Christian-Catholic.
10.8%
identified as Christian-Non Catholic.

5.9%
identified as having a disability.


29.6% identified as White only

21.4% identified as Black*

13.9% identified as Southeast Asian*



46.4%
identified as Male.



48.4%
identified as Female.

72.7% identified as straight/heterosexual.
10% identified as 2SLGBTQ+.

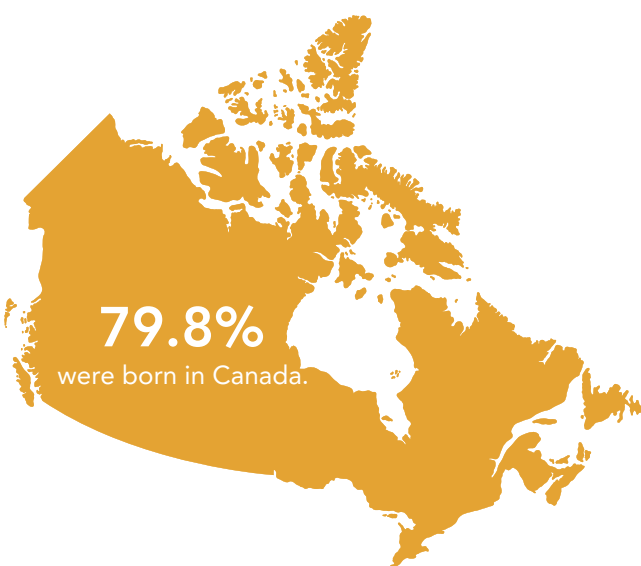
Grade 9-12 students only

Students' Living Situations

Live with two Parents **73.8%**

Live with one Parent **8.3%**

Live with Parent(s) and other adult family members **7.1%**



67.9%
said English was their first language.

18.2%
said they speak more than one language.



Scan for more Information



DURHAM CATHOLIC DISTRICT SCHOOL BOARD
Learning and Living in Faith